

1 2 3 4 5 6 7

A

B

C

D

E

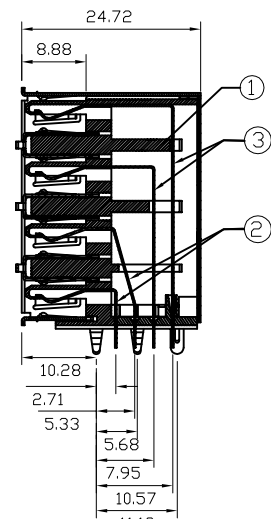
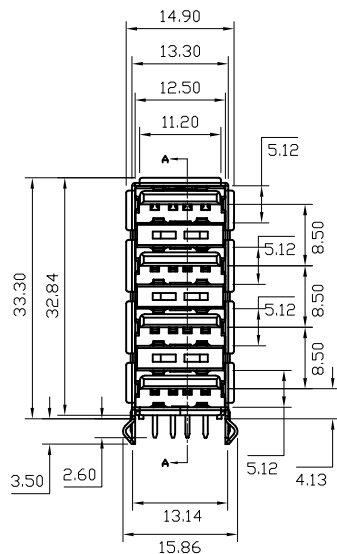
A

B

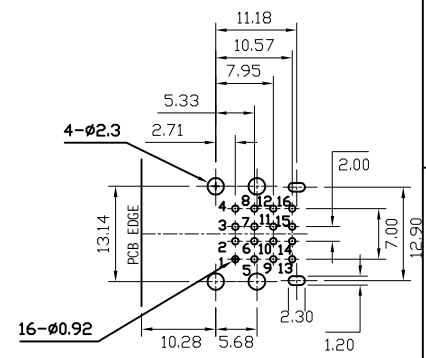
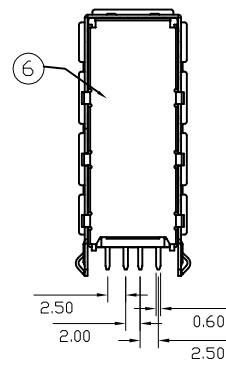
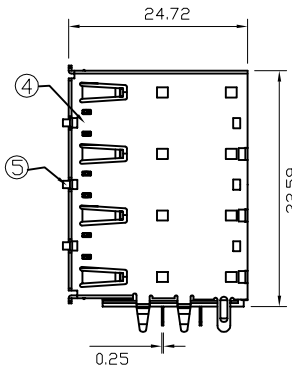
C

D

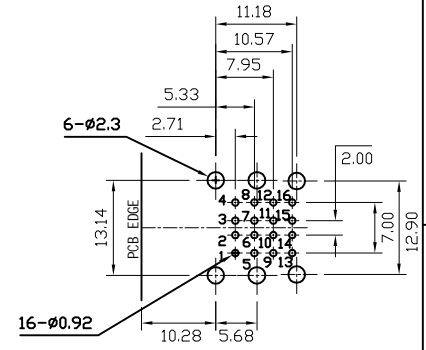
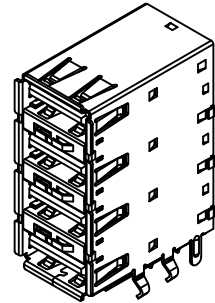
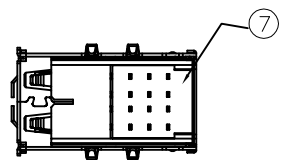
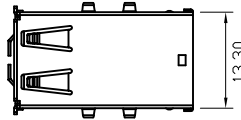
E



SECTION A-A



BOTTOM VIEW RECOMMENDED PCB LAYOUT A



BOTTOM VIEW RECOMMENDED PCB LAYOUT B

NO.	NAME	MATERIAL	FINISH	Q'TY
1	HOUSING	P.B.T.	BLACK	1
2	PIN TERM. 1~2PORT	PHOS. BRONZE(C5191R-H)	GOLD-TIN PLATED	8
3	PIN TERM. 3~4PORT	COPPER ALLOY(C7025)	GOLD-TIN PLATED	8
4	SHELL	BRASS,0.4mm	TIN PLATED	1
5	SHELL	BRASS,0.3mm	TIN PLATED	3
6	SHELL	SPCC,0.3mm	NICKEL PLATED	1
7	SPACER	P.B.T.	BLACK	1

尚益科技有限公司 JMSSCONN TECHNOLOGY CO., LED.					
PROJ		SCALE : F DO NOT SCALE DWG	MOLD NO	20064-X-02	
APP			MODEL	FILE NO	REV. X1
CHK	CCJ	90.09.21	UNIT	SHT 1 OF 1	SIZE A4
DGN	AMY	90.09.21			
DRW	SHIEH	90.09.21	MM		

1 2 3 4 5 6 7