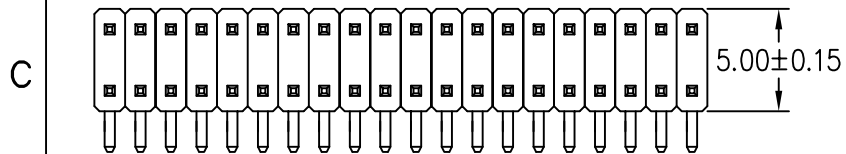
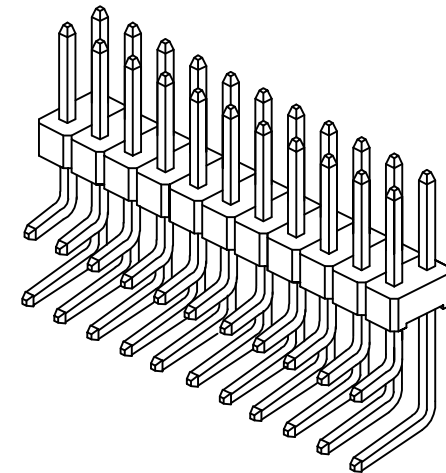
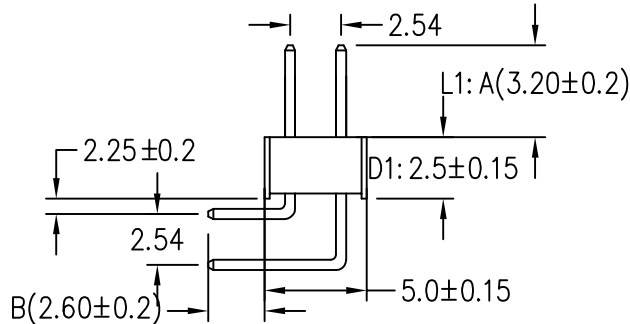
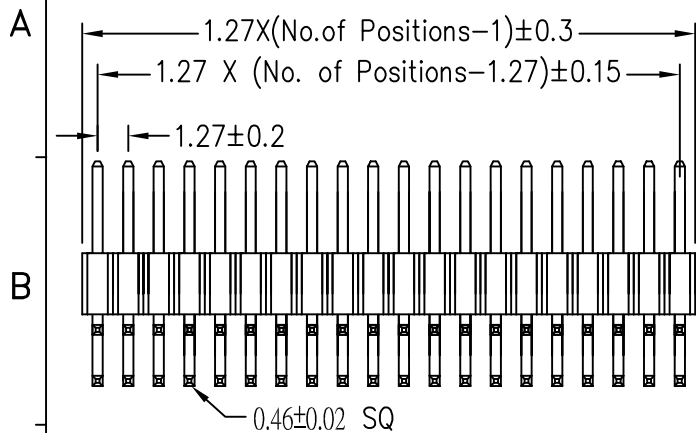


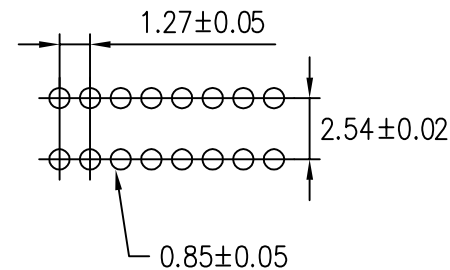
1 2 3 4 5 6 7

PIN HEADER

Dual Row/Right Angle



P.C.B Board Layout



ORDER INFORMATION:

11830 - 2 X?? -RA1-D1-L1

Pin Length: L1: A:3.2mm/B:2.6mm

Height: D1:1.70mm
D2:2.50mm

RA1:Right Angle/Down Angle:1.6mm

No of Contacts 3~50

Dual Row

SPECIFICATIONS

CURRENT RATING:1AMP
INSULATOR RESISTANCE:5000MΩMIN
DIELECTRIC WITHSTANDING:AC 500V
OPERATING TEMPERATURE:-40°C--+105°C
CONTACT MATERIAL:PHOSPHOR BRONZE OR BRONZE
INSULATOR MATERIAL:POLYESTER UL94V-0
NYLON-6T

FINISH:GOLD FLASH

尚益科技有限公司
JMSCONN TECHNOLOGY CO., LTD.

PROJ		SCALE : F DO NOT SCALE DWG	MOLD NO	11830	
APP			MODEL	FILE NO	REV.
CHK				1.27*2.54mm	X1
DGN			UNIT	SHT 1 OF 1	SIZE
DRW	HSIEH	2016.11.28	MM		A4

1 2 3 4 5 6 7