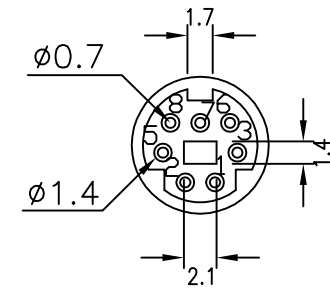
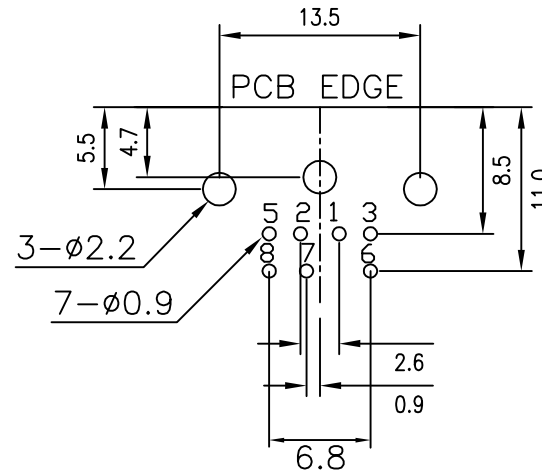
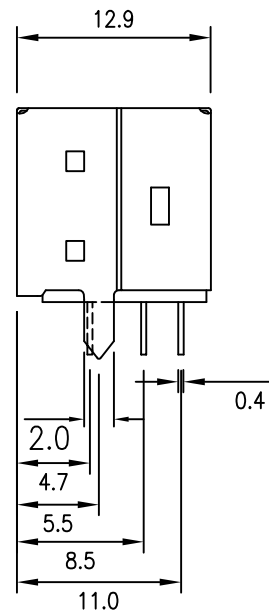
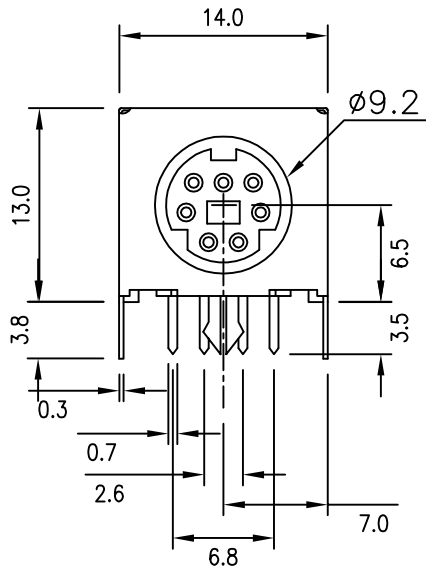
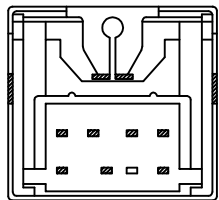


NO.	NAME	MATERIAL	FINISH	Q'TY	REMARK
1	HOUSING	P.B.T.	BLACK	1	
2	CONTACT	PHOS. BRONZE	GOLD-TIN PLATED	7	N1:1~5u ; TIN:3u GOLD:1~3 u"
3	SHIELD	COPPER ALLOY	TIN-LEAD PLATED	1	TIN/LEAD:3~5u
4	BACK COVER	P.B.T.	BLACK	1	



PCB LAYOUT
(BOTTOM VIEW)



REQUIREMENTS
 CONTACT RESISTANCE:30mΩmax.(INITIAL)
 INSULATION RESISTANCE:100MΩmin.AT 500V DC.
 WITHSTANDING VOLTAGE:500V AC FOR ONE MINUTE
 SOLDERING HEAT TEST:260±5°C FOR 5±1 SECONDS
 INSERTION FORCE:0.5-4.5KG
 EXTRACTION FORCE:0.4-3.5 KG
 LIFE TIME:5000 CYCLES min

尚益科技有限公司
 JMCONN TECHNOLOGY CO., LED.

PROJ		SCALE : F DO NOT SCALE DWG	MOLD NO 30020-7-02-1		REV. X1
APP			MODEL 7 PIN	FILE NO MINI DIN JACK FULL SHIELD	SIZE A4
CHK	CCJ	91.01.14	UNIT MM	SHT 1 OF 1	
DGN	AMY	91.01.14			
DRW	SHIEH	91.01.14			