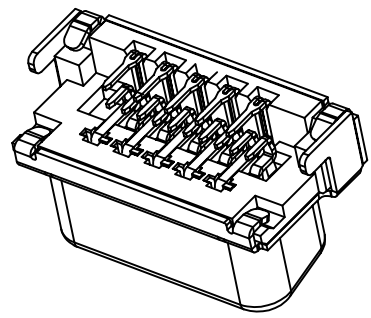
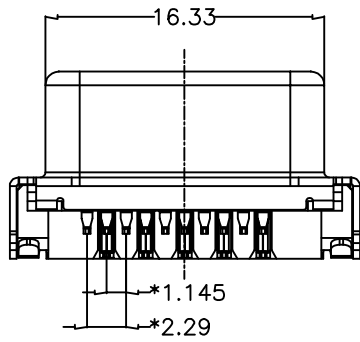
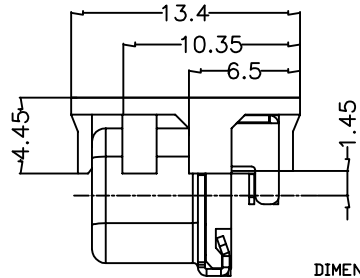
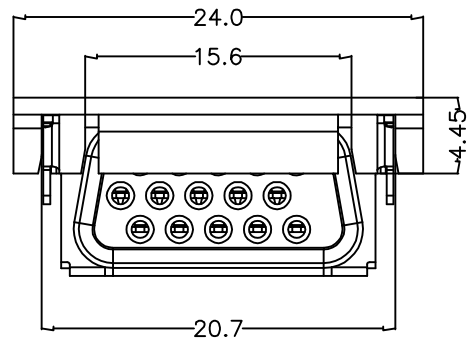


PCB LAYOUT(T=1.20Max,TOLERANCE:±0.05)
TOP VIEW



NOTES:
 1.MATERIAL:
 1.1 HOUSING: LCP HSF,UL94V-0,COLOR:BLACK
 1.2 TOP COVE: LCP HSF,UL94V-0,COLR:BLACK
 1.3 SHELL: SPCC T=0.40 PLANTING: NICKEL PLATED
 1.4 CONTACT: BRASS C2680 T=0.30,
 PLATING:GOLD FLASH ON CONTACTAREA,
 TIN PLATINT ON TAIL 100u" OVER NICKEL PLATED 50u"
 2.OTHER NOTES:
 GREEN PRODUCT IDENTIFICATION LABLE ON PACKAGING:HSF
 ***標示是重點管控尺寸



DIMENSIONS TOLERANCE METRIC

.0=	±.38
.00=	±.25
.000=	±.15
.0000=	±.
ANG.=	± 2°

尚益科技有限公司 JMSCONN TECHNOLOGY CO., LTD.				
PROJ	SCALE : F DO NOT SCALE DWG	MOLD NO	20346-T	
APP		MODEL	FILE NO	REV. X1
CHK		UNIT	SHT 1 OF 1	SIZE A4
DGN		MM		
DRW	HSIEH	2013.09.22		